



## Potency Results

**Sample Name:** Zero Gravity

**Client:** Azure Remedies

**Client Batch ID:** Live Rosin

Pinnacle-Analytics.com

3549 Lear Way, Suite 101

Medford OR 97504

P:(541)300-8217

**Sample ID:** rC-HS-302-E2411

**Matrix:** Concentrate

**Prep Analyst:** Jeff A.

**Analysis Method:** 0668534+1 H4 5-24-2024 #1.lcm

**Sampling Method:** N/A

**Reference Method:** JCB 2009: HPLC/DAD

**Analysis Batch:** 11-8-2024 H4 302, 424, 482 Solids

Date Sampled: 11/4/2024

Date Reported: 11/13/2024

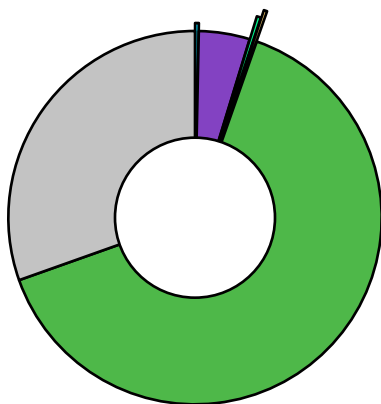
Client License: N/A

3405 172nd St NE Ste 5 PMB #391

Arlington WA 98223

For R&D Purposes Only


**Total THC** (THCA\*0.877+d9-THC) **56.6%**  
**Total CBD** (CBDA\*0.877+CBD) **0.285%**  
**Moisture Content** **N/A**



Cannabinoid	% Weight	mg/g
CBDVA	<LOQ	<LOQ
CBDV	<LOQ	<LOQ
CBDA*	0.325	3.25
CBGA	4.4	44.0
CBG	0.354	3.54
CBD*	<LOQ	<LOQ
THCV	<LOQ	<LOQ
CBN	<LOQ	<LOQ
d9-THC*	0.29	2.9
d8-THC*	<LOQ	<LOQ
CBC	<LOQ	<LOQ
THCA*	64.2	642.0
<b>Total Cannabinoids</b>	<b>69.57</b>	<b>696.0</b>


\*ORELAP Accredited Analyte

Limit Of Quantitation: 0.2%, analyte not measured

 CBDA*	 d9-THC*
 CBGA	 THCA*
 CBG	 Other



These test results may not be altered or reproduced except in full without the permission of Pinnacle Analytics. These results were generated following the Oregon Administrative Rules and in accordance with the NELAP Institute under ORELAP License #4152  
Report generated by Routine\_Potency\_Rev13\_8-1-2023

  
Kris Ford, PhD  
Lab Director



## Quality Control Results

**Analyst:** Jeff A.

**Analysis Batch:** 11-8-2024 H4 302, 424, 482 Solids

Pinnacle-Analytics.com  
3549 Lear Way, Suite 101  
Medford OR 97504  
P:(541)300-8217

	Duplicate RPD		LCS % Recovery		Method Blank	
	CS-0-E1219-m	Limit	C-SL-110824	Limits	C-SB-110824	Limit
<b>CBDA</b>	0.3%	10%	103.0%	90-110%	<LOQ/2	LOQ/2
<b>CBD</b>	0.0573%	10%	102.0%	90-110%	<LOQ/2	LOQ/2
<b>d9-THC</b>	1.01%	10%	103.0%	90-110%	<LOQ/2	LOQ/2
<b>d8-THC</b>	1.87%	10%	99.5%	90-110%	<LOQ/2	LOQ/2
<b>THCA</b>	0.399%	10%	102.0%	90-110%	<LOQ/2	LOQ/2

RPD: Relative Percent Difference between unknown sample and its duplicate

LCS: Laboratory Control Sample with known concentration

Case Comments: There were no divergences from ordinary Quality Control procedures or SOPs.



These test results may not be altered or reproduced except in full without the permission of Pinnacle Analytics. These results were generated following the Oregon Administrative Rules and in accordance with the NELAP Institute under ORELAP License #4152  
Report generated by Routine\_Potency\_Rev13\_8-1-2023

  
Kris Ford, PhD  
Lab Director