



Potency Results

Sample Name: Cadillac Rainbow

Client: Sami Nummi

Client Batch ID: Rosin

Pinnacle-Analytics.com

3549 Lear Way, Suite 101

Medford OR 97504

P:(541)300-8217

Sample ID: rC-HS-22-F1147

Matrix: Concentrate

Prep Analyst: Jeff A.

Analysis Method: 0717363 H4 3-4-2025 #1.lcm

Sampling Method: N/A

Reference Method: JCB 2009: HPLC/DAD

Analysis Batch: 5-21-2025 H4 0, 22, 119, 128, 282, 302, 586 Solids

Date Sampled: 5/19/2025

Date Reported: 5/22/2025

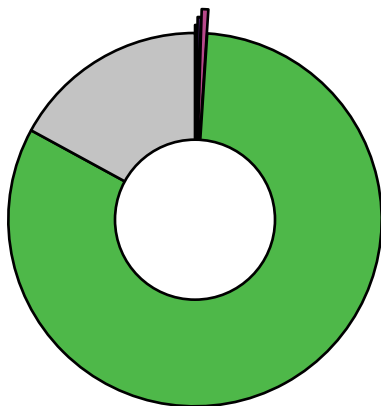
Client License: N/A

For R&D Purposes Only

Total THC (THCA*0.877+d9-THC) **71.9%**

Total CBD (CBDA*0.877+CBD) **0.173%**

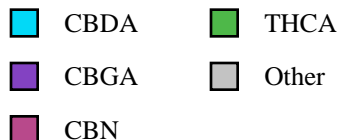
Moisture Content **N/A**



Cannabinoid	% Weight	mg/g
CBDV	<LOQ	<LOQ
CBDA	0.197	1.97
CBGA	0.278	2.78
CBG	<LOQ	<LOQ
CBD	<LOQ	<LOQ
THCV	<LOQ	<LOQ
CBN	0.569	5.69
d9-THC	<LOQ	<LOQ
d8-THC	<LOQ	<LOQ
CBC	<LOQ	<LOQ
THCA	81.9	819.0
Total Cannabinoids	82.94	829.0

*ORELAP Accredited Analyte

Limit Of Quantitation: 0.12%, analyte not measured



These test results may not be altered or reproduced except in full without the permission of Pinnacle Analytics. These results were generated following the Oregon Administrative Rules and in accordance with the NELAP Institute under ORELAP License #4152
Report generated by Flex_Potency_Rev1_2-9-2025

Kris Ford, PhD
Lab Director



Quality Control Results

Analyst: Jeff A.

Pinnacle-Analytics.com
3549 Lear Way, Suite 101
Medford OR 97504
P:(541)300-8217

Analysis Batch: 5-21-2025 H4 0, 22, 119, 128, 282, 302, 586 Solids

	Duplicate RPD		LCS % Recovery		Method Blank	
	HS-0-F1136-b	Limit	C-SL-052125	Limits	C-SB-052125	Limit
CBDA	<LOQ%	30%	105.0%	90-110%	<LOQ/2	LOQ/2
CBD	<LOQ%	30%	105.0%	90-110%	<LOQ/2	LOQ/2
d9-THC	1.27%	30%	102.0%	90-110%	<LOQ/2	LOQ/2
d8-THC	<LOQ%	30%	103.0%	90-110%	<LOQ/2	LOQ/2
THCA	0.168%	10%	103.0%	90-110%	<LOQ/2	LOQ/2


RPD: Relative Percent Difference between unknown sample and its duplicate

LCS: Laboratory Control Sample with known concentration

Case Comments: There were no divergences from ordinary Quality Control procedures or SOPs.



These test results may not be altered or reproduced except in full without the permission of Pinnacle Analytics. These results were generated following the Oregon Administrative Rules and in accordance with the NELAP Institute under ORELAP License #4152
Report generated by Flex_Potency_Rev1_2-9-2025


Kris Ford, PhD
Lab Director